

## Conduit Bodies and Covers

### Conduit Outlet Bodies

#### Application

Conduit Bodies are installed in conduit systems to:

- Connect conduit sections
- Act as pull outlets when conductors are being installed
- Provide easy access for splices in branch conductors
- Make 90° bends in conduit runs
- Act as mounting outlets for wiring devices and lighting fixtures
- Provide access to conductors for maintenance and future system changes

#### Features

- Standard features include tapered (NPT) threads and integral bushings to protect wire insulation
- T&B Form 7 bodies and covers are interchangeable with other manufacturers' Form 7 bodies and covers
- T&B Form 8 bodies and covers are interchangeable with other manufacturers' Form 8 bodies and covers
- T&B Form 7 and Form 8 bodies feature BlueKote® internal coating for easier wire pulling
- T&B Series 35 bodies and covers are interchangeable with other manufacturers' 35/5 Series iron and steel bodies and covers

#### Materials

|  |   |
|--|---|
| Form 7, Form 8 and Series 35 Conduit Bodies..... | Sand-cast class 30 gray iron alloy  |
| Stainless Steel Conduit Bodies.....              | Type 316 stainless steel  |
| Red•Dot® Conduit Bodies.....                     | Die-cast aluminum, copper-free  |
| Covers.....                                      | Sand-cast gray iron alloy and stamped sheet steel with steel-stainless steel screws |
| Stainless Steel Covers.....                      | Cast and stamped Type 316 stainless steel with stainless steel screws               |
| Gaskets.....                                     | Neoprene  |

#### Finish

|   |  |
|---|--|
| Form 7, Form 8 and Series 35 Conduit Bodies.... | Zinc-plating with aluminum acrylic coating   |
| Form 7 and Form 8 Bodies.....                   | Internal PTFE-based BlueKote® coating  |
| Red•Dot® Conduit Bodies.....                    | Aluminum laquer  |
| Covers.....                                     | Gray iron zinc-plating with aluminum acrylic coating, and stamped steel zinc-plating with clear chromate coating; Form 7 and Form 8 covers include neoprene gasket |
| Stainless Steel Bodies and Covers.....          | Polished   |




#### Listings/Compliances

|                            |
|----------------------------|
| UL Standard: 514A, 514B    |
| Fed. Spec: W-C-586D        |
| CSA Standard: C22.2 No. 18 |



## Conduit Bodies and Covers

### Replacement Covers and Gaskets

| SHAPE   | HUB SIZE (IN.)  |              |              |              |              |              |              |              |              |              |
|---|---|--------------|--------------|--------------|--------------|--------------|--------------|--------------|--------------|--------------|
|   | ½   | ¾            | 1            | 1¼           | 1½           | 2            | 2½           | 3            | 3½           | 4            |
|  <p>Form 7*<br/>Form 8*<br/>Red•Dot®<br/>Series 35</p>   | 170S  | 270S         | 370S         | 470S         | 570S         | 670S         | 870S         | 870S         | 970S         | 970S         |
|   | 180   | 280          | 380          | 480          | 580          | 680STB       | 880          | 880          | 980          | 980          |
|   | SCV1  | SCV2         | SCV3         | SCV4         | SCV4         | SCV5         | CV6          | CV6          | CV7          | CV7          |
|   | K50S  | K75S         | K100S        | K125S        | K125S        | K200S        | K250S        | K250S        | K350S        | K350S        |
| <b>Stamped Steel</b>  | * Form 7 and Form 8 covers include gasket.  |              |              |              |              |              |              |              |              |              |
|  <p>Form 7*<br/>Form 8*<br/>Series 35</p>               | 170F  | 270F         | 370F         | 470F         | 570F         | 670F         | 870F         | 870F         | 970F         | 970F         |
|   | 180F  | 280F         | 380F         | 480F         | 580F         | 680F         | 880F         | 880F         | 980F         | 980F         |
|   | K50M  | K75M         | K100M        | K125M        | K125M        | K200M        | K250M        | K250M        | K350M        | K350M        |
|   |   |              |              |              |              |              |              |              |              |              |
| <b>Gray Iron</b>  | * Form 7 and Form 8 covers include gasket.  |              |              |              |              |              |              |              |              |              |
|  <p>Form 7*<br/>Form 8*<br/>Red•Dot®<br/>Series 35</p> | GASK<br>571   | GASK<br>572  | GASK<br>573  | GASK<br>574  | GASK<br>575  | GASK<br>576  | GASK<br>578  | GASK<br>578  | GASK<br>579  | GASK<br>579  |
|   | GASK<br>581N  | GASK<br>582N | GASK<br>583N | GASK<br>584N | GASK<br>585N | GASK<br>586N | GASK<br>588N | GASK<br>588N | GASK<br>589N | GASK<br>589N |
|   | GKN1  | GKN2         | GKN3         | GKN4         | GKN4         | GKN5         | GKN6         | GKN6         | GKN7         | GKN7         |
|   | GK50N   | GK75N        | GK100N       | GK125-150N   | GK125-150N   | GK200N       | GK250-300N   | GK250-300N   | GK350-400N   | GK350-400N   |
|   |   |              |              |              |              |              |              |              |              |              |
| <b>Gasket</b>   | * For ordering purposes, please use GASK in the catalog number (Example: GASK 571). |              |              |              |              |              |              |              |              |              |